

FIP-400

NETWORK TESTING—OPTICAL




Highly versatile probe to detect dirty/damaged connectors with unparalleled precision

- Easy back-panel connector inspection
- Truly rugged and lightweight solution for the field
- Image-capture capability for report documentation
- Ideal for all types of connectors: APC, UPC, MTP and more
- Slim design for easy use in crowded patch panels
- Compatible with EXFO test instruments

Zoom In on Clarity

It's a known fact: optical network problems are often caused by dirty and/or damaged connectors. Using a fiber inspection probe to ensure that connectors/adapters are clean and exempt of any defect is where accurate testing starts.


Thanks to EXFO's FIP-400 Fiber Inspection Probe, checking connectors and other fiber terminations for polish quality and cleanliness has never been easier. Benefit from the best optical resolution in the industry and see scratches and dirt particles as small as 1 μm .



Fiber Probe Viewer



Video Inspection Probe



Cleaning Kits

Connectors are key components that interconnect the entire network elements, which is why maintaining them in good condition is essential to ensure that all the equipment operates to their maximum performance and to avoid catastrophic network failure. A reliable network begins with good connector care and EXFO's cleaning kits will help you achieve this:

- Complete inspection and cleaning solution in one case
- Specialized devices and connector tips adapted for most connectors you will encounter in the field

Items	Description	Basic	Deluxe	MPO
Video probe and display	- FIP-400-D: Handheld display with 3.5 in TFT screen - FIP-400-P: 200x/400x or 400x magnification video probe	✓	✓	✓
Adapter tips	- Tips for FC-SC bulkheads	✓	✓	✓
	- Tip for LC bulkheads	✓	✓	
	- Universal patchcord tips for 2.5 mm and 1.25 mm ferrules	✓	✓	✓
	- MTP/APC tip for bulkhead adapter			✓
Cleaning devices	- Electro-Wash [®] MX cleaning pen - QbE [™] dry fiber-optic wipes - 2.5 mm swabs (6 in long) - 1.25 mm swabs (6 in long)	✓		
	- Electro-Wash [®] MX cleaning pen - QbE [™] dry fiber-optic wipes - IBC [™] brand cleaner for 1.25 mm connectors - IBC [™] brand cleaner for 2.5 mm connectors - Green Cletop [®] ferrule cleaning cassette, blue tape reel (type B)		✓	
	- Electro-Wash [®] MX cleaning pen - QbE [™] dry fiber-optic wipes - IBC [™] brand cleaner for MPO-style connectors - IBC [™] brand cleaner for 1.25 mm connectors - IBC [™] brand cleaner for 2.5 mm connectors - Green Cletop [®] ferrule cleaning cassette, blue tape reel (type B)			✓
Case	- Watertight and hard transit protector case	✓	✓	✓



Deluxe cleaning kit

The Industry's Most Versatile Probe

With EXFO's FIP-400, you have the choice—you can either use it with a PC, with one of our test sets or with our lightweight, handheld monitor. Choose the way that works best for you.

Plug directly



Requires USB 2.0 converter



Applications

Patchcord inspection

- Compatible with a wide range of connector types
- Offers great optical performance for patchcord quality assurance
- Use it as a stand-alone unit to perform field applications or with a USB adapter in a manufacturing environment

Patch panel bulkhead inspection


- Get a clear view of both sides of an interconnection
- Inspect hard-to-reach connectors without stressing adjacent fibers, thanks to the FIP-400's slim design

Single-fiber connector inspection


- Compatible with 1.25 mm and 2.5 mm angled-polished and ultra-polished connectors (APC and UPC)

Multifiber connector inspection

- Compatible with male and female ribbon connectors such as MTP multifiber APC and UPC connectors



Patchcord inspection in a manufacturing environment



Patch panel bulkhead inspection

SPECIFICATIONS

Video Inspection Probe

Size (H x W x D)	without tip cap 38 mm x 32 mm x 170 mm (1 1/2 in x 1 1/4 in x 6 11/16 in) with tip cap 38 mm x 32 mm x 200 mm (1 1/2 in x 1 1/4 in x 7 3/4 in)
Weight	0.2 kg (0.44 lb)
Resolution	Theoretical < 2 µm, detection capability < 1 µm
Field of view	625 µm x 464 µm (low magnification) ^a 412 µm x 306 µm (high magnification)
Light source	Blue LED
Lighting technique	Coaxial
Capture button ^b	Present on all models
Connector	EXFO probe port type (8 pin mini-DIN)
Focus control	Adjustable on the probe
Optical magnification	Adjustable, low and high (dual model only)

Fiber Probe Viewer

Size (H x W x D)	50 mm x 99 mm x 190 mm (1 15/16 in x 3 7/8 in x 7 1/2 in)
Weight ^c	0.3 kg (0.66 lb)
LCD screen	3.5 in TFT active matrix (320 x 240 pixels)
Power	Rechargeable Li-ion battery or AC adapter/charger
Battery life	3 hours (continuous use)
Charging time	4 hours
Connector	EXFO probe port type (8 pin mini-DIN)

USB Converter

	USB 1.1 Model	USB 2.0 Model
Size (H x W x D)	20 mm x 36 mm x 90 mm (13/16 in x 1 7/16 in x 3 9/16 in) (9/4 in x 1 7/16 in x 3 3/4 in)	19 mm x 36 mm x 95 mm
Connectors	EXFO probe port type (8 pin mini-DIN)/USB	
Capture button	No	Yes

GENERAL SPECIFICATIONS

Temperature	operating -10 °C to 50 °C storage -40 °C to 70 °C
Relative humidity	0 % to 95 % non-condensing

ORDERING INFORMATION

FIP-400-XX-XX

Model ■

FIP-400-P-SINGLE = Video inspection probe
Single magnification

FIP-400-P-DUAL = Video inspection probe
Dual magnification

FIP-400-D = Handheld display

FIP-400-USB1 = USB1 converter with software,
compatible with FTB-500 ^d and IQS-600

FIP-400-USB2 = USB2 converter with software for PC ^e

FIP-400-USB

■ Extra Adapter Tips ^d

00 = Without extra FIP-400 tip

FIP-400-LC-KIT

FIPT-400-25A-KIT

FIPT-400-ADAPTER = Adapter tip

FIPT-400-D4 = D4 tip for bulkhead adapter

FIPT-400-E2000 = E-2000 tip for bulkhead adapter

FIPT-400-E2000-APC = E2000 APC tip for bulkhead adapter

FIPT-400-FC-SC-APC = FC and SC APC tip for bulkhead adapter

FIPT-400-LC = LC tip for bulkhead adapter

FIPT-400-LC-A6 = LC angled tip for bulkhead adapters (60 degree)

FIPT-400-LC-APC = LC/APC tip for bulkhead adapter

FIPT-400-LX5-APC = LX.5/APC tip for bulkhead adapter

FIPT-400-MTP = MTP tip for bulkhead adapter (extended)

FIPT-400-MTPA2 = MTP/APC tip for bulkhead adapter
(extended, reversible)

FIPT-400-MU = MU tip for bulkhead adapter

FIPT-400-OTAP-APC = OptiTap™ bulkhead adapter

FIPT-400-OTIP-MT-APC = MT/APC type OptiTip™ for male
and female connectors

FIPT-400-OTIP-MT-APC/M = Male adapter tube for
FIPT-400-OTIP-MT-APC tip

FIPT-400-SC-A6 = SC angled tip for bulkhead adapters (60 degree)

FIPT-400-ST = ST tip for bulkhead adapter

FIPT-400-U12M = Universal patchcord tip for 1.25 mm ferrule

FIPT-400-U12MA = Universal patchcord tip for 1.25mm APC ferrule

FIPT-400-U20M = Universal patchcord tip for 2.0 mm ferrule

FIPT-400-U25MA = Universal patchcord tip for 2.5 mm APC ferrule

Example: FIP-400-P-SINGLE-FIPT-400-LX5-APC

OPTIONAL ACCESSORIES

FIPT-BOX = Plastic case divided into various compartments for tips

GP-1001 = Rechargeable battery for handheld display

GP-10-073 = Soft carrying case for inspection probe, display and accessories

NOTES

- Dual model only
- Works with USB 2.0 adapter, FOT-930 and FTB-200
- Without battery
- FTB-500 minimum Toolbox software requirement: 6.28 or higher
- May require USB1 or USB2 depending on user's PC

STANDARD ACCESSORIES

- Video inspection probe (single or dual magnification)
- FC-SC tip for bulkhead
- U25M universal patchcord tip for 2.5 mm ferrule
- Plastic case divided into various compartments for tips

EXFO Corporate Headquarters > 400 Godin Avenue, Quebec City (Quebec) G1M 2K2 CANADA | Tel.: +1 418 683-0211 | Fax: +1 418 683-2170 | info@EXFO.com

Toll-free: +1 800 663-3936 (USA and Canada) | www.EXFO.com

EXFO America	3701 Plano Parkway, Suite 160 Plano, TX 75075 USA	Tel.: +1 800 663-3936 Tel.: +65 6333 8241	Fax: +1 972 836-0164 Fax: +65 6333 8242
EXFO Asia	151 Chin Swee Road, #03-29 Manhattan House SINGAPORE 169876	Tel.: +86 10 5825 7755	Fax: +86 10 5825 7722
EXFO China	Tower C, Beijing Global Trade Center, Room 1207 36 North Third Ring Road East, Dongcheng District Beijing 100013 P. R. CHINA	Tel.: +44 2380 246810 Tel.: +358 (0)403 010 300	Fax: +44 2380 246801 Fax: +358 (0)8 564 5203
EXFO Europe	Omega Enterprise Park, Electron Way Chandlers Ford, Hampshire S053 4SE ENGLAND	Tel.: +1 978 367-5600	Fax: +1 978 367-5700
EXFO NetHawk	Elektronikkatie 2 FI-90590 Oulu, Finland		
EXFO Service Assurance	285 Mill Road Chelmsford, MA 01824 USA		

EXFO is certified ISO 9001 and attests to the quality of these products. This device complies with Part 15 of the FCC Rules. Operation is subject to the following two conditions: (1) this device may not cause harmful interference, and (2) this device must accept any interference received, including interference that may cause undesired operation. EXFO has made every effort to ensure that the information contained in this specification sheet is accurate. However, we accept no responsibility for any errors or omissions, and we reserve the right to modify design, characteristics and products at any time without obligation. Units of measurement in this document conform to SI standards and practices. In addition, all of EXFO's manufactured products are compliant with the European Union's WEEE directive. For more information, please visit www.EXFO.com/recycle. Contact EXFO for prices and availability or to obtain the phone number of your local EXFO distributor.

For the most recent version of this spec sheet, please go to the EXFO website at <http://www.EXFO.com/specs>

In case of discrepancy, the Web version takes precedence over any printed literature.